



## Investigations on the CV Chassis Dynamometer

# Table of Content



<b>1</b>	<b>Background</b>
<b>2</b>	<b>Summary</b>
<b>3</b>	<b>CV Chassis Dynamometer</b>
<b>4</b>	<b>Test Vehicle</b>

# Background



- › The results described here, are based on the work performed under the dynaCERT Inc. purchase order.
- › The intention of the company dynaCERT Inc. was to demonstrate that the use of the dynaCERT HydraGEN system has no, respectively a positive impact on emission performance and fuel consumption of a commercial vehicle with the aim of obtaining an official operating permit (ABE).
- › For this purpose, a MAN TGX vehicle was investigated in series configuration and equipped with a dynoCert HydroGEN system on a commercial vehicle chassis dynamometer.
- › Following measurements with each of the variants described above were carried out:
  - Full Load curve (according to UN R.49WHSC)
  - Stationary test according to WHSC (World Harmonized Stationary Cycle ) and
  - Transient test according to WHTC (World Harmonized Transient Cycle)
  - Vibration measurement at full load and part load



# Table of Content



<b>1</b>	<b>Background</b>
<b>2</b>	<b>Summary</b>
<b>3</b>	<b>CV Chassis Dynamometer</b>
<b>4</b>	<b>Test Vehicle</b>

# Task and Boundary Conditions



- › Objective:
  - › Demonstration that the dynaCERT HydraGEN system has no respectively a positive impact on the emission and fuel consumption of a commercial vehicle
- › Vehicle under investigation:
  - › MAN TGX tractor, 338 kW engine power, 18.000 kg gross vehicle weight
- › Variants:
  - › Series vehicle configuration (as delivered) (test session 1)
  - › Vehicle equipped with dynaCERT HydraGEN system (test session 2)
- › Driving cycles considered:
  - Full Load curve (corresponding with UN R.49WHSC)
  - Stationary Test corresponding with WHSC and
  - Transient Test corresponding with WHTC
  - Vibration measurement at full load and part load

# Summary



- › Test session 1 – vehicle in series configuration – and test session 2 – vehicle equipped with HydraGen system - were successfully carried out
- › With HydraGEN system the EURO VI emission limits were met. Detailed results are shown in the following slides
- › The base requirement for the ABE – no emission and fuel consumption deterioration was demonstrated successfully.
- › The results of the vibration measurements show a slightly higher vibration load during session 2. This is within the bandwidth of normal engine vibration behavior and is not noticeable to the driver.

# Conclusions



- › Comparing the two test sessions
  - › A reproducible reduction of NOx Emission and
  - › fuel consumption

was detected during all test cycles for session 2 (vehicle equipped with HydraGen system).

- › In accordance with the measurement task, only a limited number of additional variables describing the engine operation could be measured in addition to the measured values relevant for the exhaust emission. Access to engine control data was not possible.
- › However, it became obvious, that the engine changed its operation characteristic at the same performance between the two sessions.
- › Whether the change in engine operation affected fuel consumption and emissions, and how much the HydraGen system caused the engine to change, could not be conclusively quantified in these studies.

System Configuration	-	<b>Orginal</b>	<b>with HydraGen</b>
Date of Measurement	-	13.06.2018	17.07.2018
Test no.	-	23	39
Test Cycle	-	WHSC	WHSC
THC	g/kWh	0.0046	0.0022
CO	g/kWh	0.0010	0.0079
NOx	g/kWh	0.0876	0.0283
CO2	g/kWh	559.9	518.3
Ammonia	ppm	4.7256	3.8746
Particulate Matter	g/kwh	0.0011	0.0005
Particle number	p/kWh*10 <sup>11</sup>	4.4648	1.1484
Fuel Consumption	g/kWh	188.5	173.8



		Original	with HydraGen
System Configuration	-		
Date of Measurement	-	13.06.2018	
Test no.	-	24	40
Test Cycle	-	WNTE	WNTE
THC	g/kWh	0.0015	0.0010
CO	g/kWh	0.0000	0.0022
NOx	g/kWh	0.0633	0.0071
CO2	g/kWh	532.1	485.2
Ammonia	ppm	1.7311	2.8237
Particulate Matter	g/kwh	0.0009	0.0009
Particle number	p/kWh*10 <sup>11</sup>	3.1395	0.9639
Fuel Consumption	g/kWh	178.7	162.8

System Configuration	-	Original			with HydraGen		
Date of Measurement	-	14.06.2018	14.06.2018	14.06.2018	17.07.2018	17.07.2018	17.07.2018
Test no.	-	26	27		37	38	
Test Cycle	-	cold	hot	Total	cold	hot	Total
Weighting factor	-	0.14	0.86	-	0.14	0.86	-
THC	g/kWh	0.007867	0.002471	0.00322644	0.006624	0.004422	0.00473028
CO	g/kWh	0.089161	0.015228	0.02557862	0.04928	0.013632	0.01862272
NOx	g/kWh	0.603154	0.056122	0.13270648	0.487336	0.031765	0.09554494
CO2	g/kWh	603.3187	585.4682	587.96727	559.6342	542.635	545.014888
Ammonia	ppm	0.516389	0.472988	0.4791	0.320242	0.190114	0.20833192
Particulate Matter	g/kwh	0.0015	0.0015	0.0015	0.0015	0.0015	0.0015
Particle number	p/kWh*10 <sup>11</sup>	248.6995	8.807838	42.3927	5.950978	1.448322	2.07869384
Fuel Consumption	g/kWh	208.7005	203.0532	203.843822	194.7669	189.1959	189.97584

System Configuration	-	Original			with HydraGen		
Date of Measurement	-	14.06.2018	14.06.2018	14.06.2018	18.07.2018	18.07.2018	18.07.2018
Test no.	-	26	27		42	43	
Test Cycle	-	cold	hot	Total	cold	hot	Total
Weighting factor	-	0.14	0.86	-	0.14	0.86	Gesamt
THC	g/kWh	0.007867	0.002471	0.00322644	0.003052	0.001114	0.00138532
CO	g/kWh	0.089161	0.015228	0.02557862	0.044265	0.01809	0.0217545
NOx	g/kWh	0.603154	0.056122	0.13270648	0.598463	0.044372	0.12194474
CO2	g/kWh	603.3187	585.4682	587.96727	546.4386	529.0187	531.457486
Ammonia	ppm	0.516389	0.472988	0.4791	0.641249	0.250808	0.30546974
Particulate Matter	g/kwh	0.0015	0.0015	0.0015	0.0011	0.0006	0.00067
Particle number	p/kWh*10 <sup>11</sup>	248.6995	8.807838	42.3927	26.06366	0.258675	3.8713729
Fuel Consumption	g/kWh	208.7005	203.0532	203.843822	191.1531	185.4914	186.284038

# Table of Content




<b>1</b>	<b>Background</b>
<b>2</b>	<b>Summary</b>
<b>3</b>	<b>CV Chassis Dynamometer</b>
<b>4</b>	<b>Test Vehicle</b>

# Commercial Vehicle Chassis Dynamometer AVL- Zoellner



- › 72“ AWD HD Chassis Dynamometer
- › Power: 450 kW (max. 600 kW)
  - › Max. velocity: 160 km/h
  - › Max. axle load: 20.000 kg
  - › Traction force: 25.000N (max. 37.500 N)
  - › Axle distance between 2.7 m and 8.0 m
  - › Two driven axles selectable



# Chassis Dynamometer Automation System and conventional Measuring Equipment



- › Automation system: Siemens CATs NT including driver's aid
- › Exhaust measuring system HORIBA Mexa-7100 for CO, CO<sub>2</sub>, O<sub>2</sub>, HC, NO, NO<sub>2</sub> and CH<sub>4</sub>
- › Exhaust mass sensor **SEMTECH EFM-HS** (High Speed Exhaust Flow Meter)
- › Option: Partial dilution system Control System PSS20 with 3 filter lines for particulate mass



# Exhaust Mass and Fuel Consumption Measurement

1. Exhaust mass measurement with **SEMTECH EFM-HS** Sensor (high speed exhaust flow meter) with AK-interface
2. Air-fuel equivalence ratio ( $\lambda$ ) measurement with **ETAS lambdameter LA4\_E**, analog signal
3. Fuel consumption via carbon balance based on emission concentration measurement with **HORIBA Mexa-7100** and exhaust mass measurement with **SEMTECH EFM-HS**



# Exhaust Mass Flow Measurement



Exhaust mass sensor **SEMTECH EFM-HS**  
(high speed exhaust flow meter) with AK-  
interface



## Theory of Operation

Mass flow determination via  
Bernoulli and continuity equation

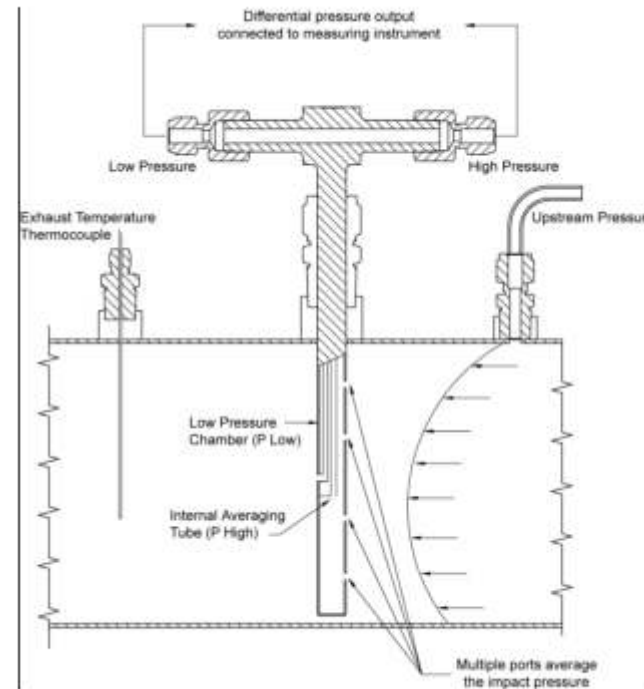


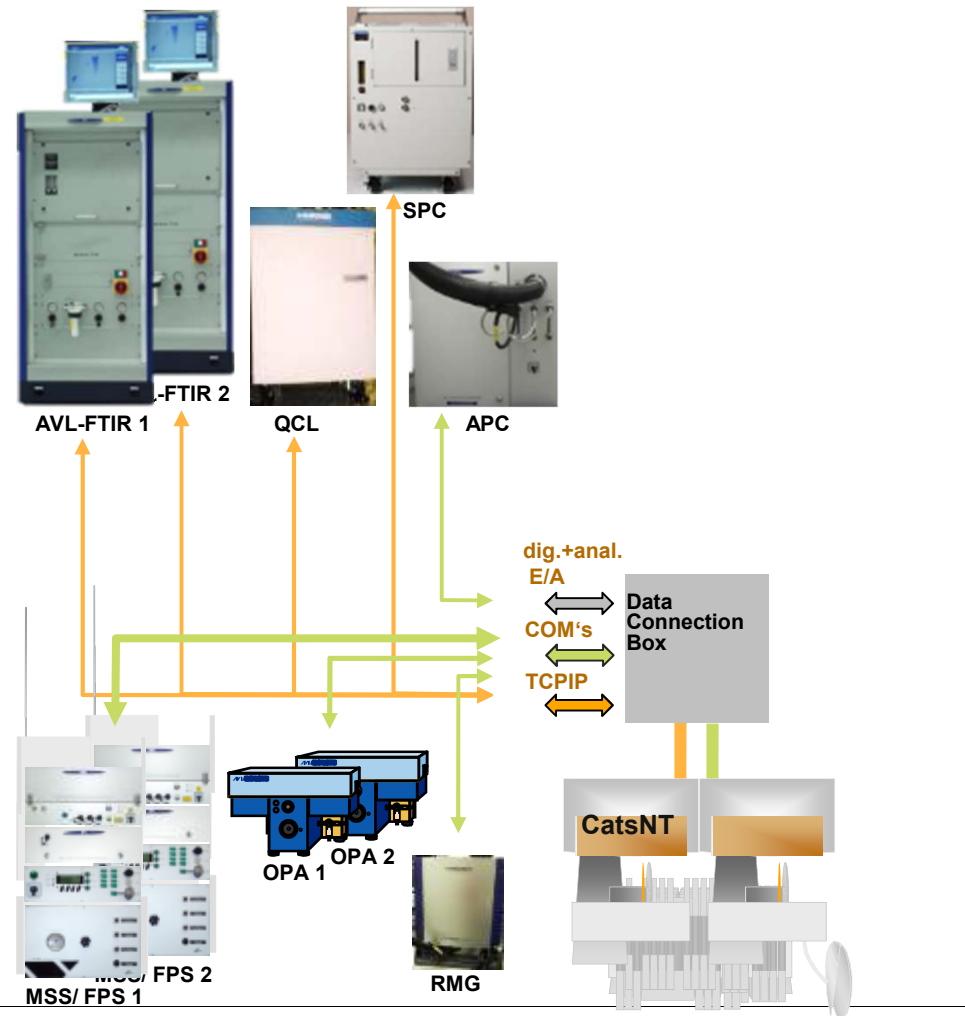
Figure A.1 Example of Averaging Pitot Tube Cross Section

Source: [www.sensors-inc.com](http://www.sensors-inc.com)

# Commercial Vehicle Chassis Dynamometer Optional Exhaust Measuring Equipment



- › Simultaneous measurement of multiple gaseous species  
2x SESAM FTIR (AVL)
- › Simultaneous measurement of NO, NO<sub>2</sub>, N<sub>2</sub>O, NH<sub>3</sub>  
1x Horiba Mexa-1400QCL-NX
- › Measurement of Particle number  
1x AVL APC 489  
1x Horiba SPCS 2100
- › Measurement of Soot (transient)  
2x Micro Soot Sensor 483 (AVL, with dilution system FPS 400, Dekati)
- › Measurement of opacity  
2x AVL opacimeter 439
- › Measurement of Soot (steady state)  
1x smokemeter 415S (AVL)





# Commercial Vehicle Chassis Dynamometer Operation Modes – Extended

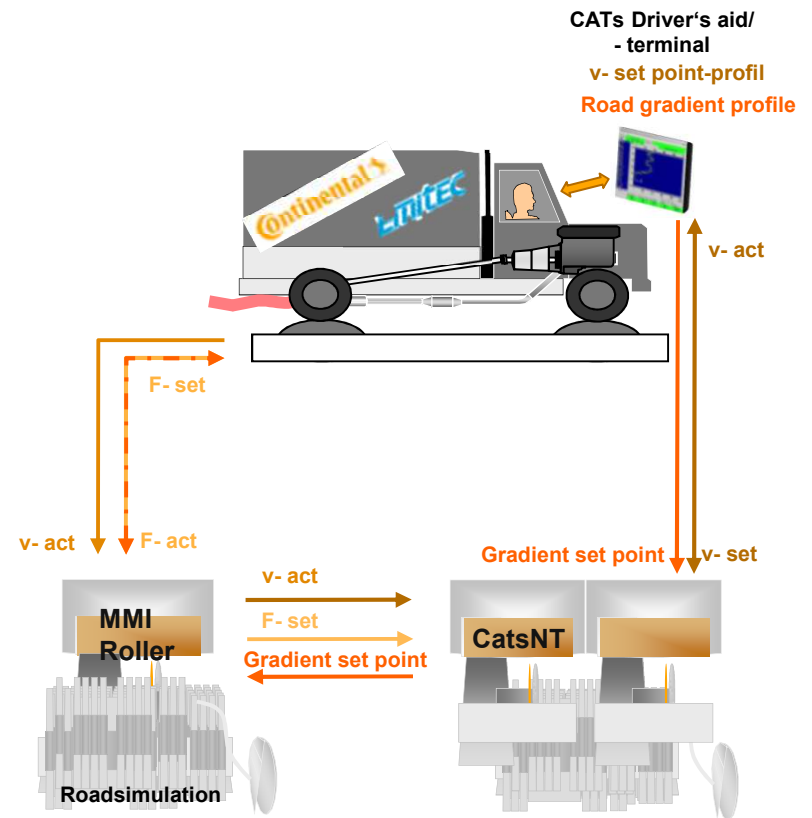


## › Road simulation/ velocity profile (standard)

- › Set-speed profile on driver monitor, (speed curve with tolerance band)
- › By means of road coefficients the roller bench simulates and controls the load resp. traction force depending on the speed

## › Road simulation/ velocity profile and road gradient profile (extended)

- › Road gradient profile parallel to the speed profile on driver monitor
- › Continuously sending via AK as set value to the MMI
- › MMI changes the load according to the speed and the gradient value



# Driver's Aid – Velocity Cycles

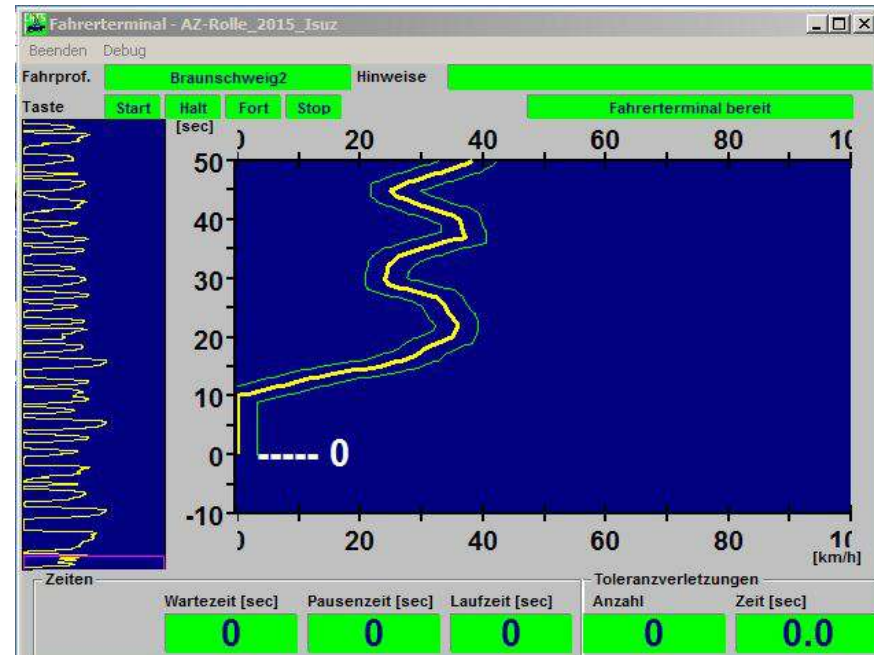


- › **Velocity cycles are freely programmable (standard)**

- › Braunschweig cycle
- › FIGE cycle
- › WHVC
- › SORT 1,2,3
- › HBEFA
- › TNO cycle „urban“, „rural“, „motorway“
- › JE05 speed cycle
- › Tokyo mode n° 2, 5 and 10
- › ....

- › **Generated velocity cycles (extended)**

- › **E. g. Braunschweig cycle with gradient** to optimize ECU calibration regarding fuel consumption



# Table of Content



<b>1</b>	<b>Background</b>
<b>2</b>	<b>Summary</b>
<b>3</b>	<b>CV Chassis Dynamometer</b>
<b>4</b>	<b>Test Vehicle</b>

# Technical Data Vehicle



Topic	Details
Commercial designation	TGX Tractor
Manufacturer	MAN TRUCK & BUS
Licence Platte	ROW RY 806
FIN-No.	WMA06XZZ2JP100928
Emission Class	EURO VI; C; M; N
Fuel	Diesel
Power	338 kW @ 1800 rpm
Displacement	12419 ccm
Length	5983 mm
Width	2500 mm
Height	3877 mm
maximum weight allowed	18000 kg
EC type-approval number	e4*2007/5*0229*28



# dynaCERT HydraGEN HG1-45B Specification



## SUITABLE FOR

Turbo Engine: 10-15L



POWER GENERATION



DELIVERY TRUCKS



OFF-ROAD CONSTRUCTION



RAIL TRANSPORTATION



MARINE APPLICATIONS

## FEATURES & BENEFITS

REDUCTION IN FUEL CONSUMPTION BY 6%-19.2%\*

\*6% certified by PIT Group, 19.2% from performance testing at UOIT

REDUCES GREENHOUSE GASES THAT ARE PRODUCED

REDUCES NO<sub>x</sub> UP TO 46.1% | CO<sub>2</sub> UP TO 19.2% | CO UP TO 51% | THC UP TO 50.1%

REDUCES PARTICULATE MATTER BY OVER 65%

LONGER ENGINE LIFE

INCREASED POWER AND TORQUE

LONGER OIL LIFE +25%

REDUCTION OF DPF BY 33%

REDUCTION OF DEF USAGE BY 60%

## TECHNICAL DATA

HG1 Engine:	4.5L
Current:	15-20A at 12VDC 7.5-10A at 24VDC
Power Usage:	180-240W
Electrical Supply:	12VDC / 24VDC
Water Reservoir:	6.2L
KOH:	4.5L
Communication:	GPRS, Bluetooth, (GPS in future)

## WEIGHT / DIMENSIONS

Unit size (h x w x d):	24" x 20" x 10"
Unit weight:	50 lbs
Carton size:	29" x 22.5" x 19.5"
Carton weight:	74 lbs (includes installation package)
Unit size (h x w x d):	61 x 51 x 25 cm
Unit weight:	23 kg
Carton size:	74 x 57 x 50 cm
Carton weight:	33.5 kg (includes installation package)
Units per pallet:	6

Source: [https://fs.go.iopw.com/FileServer/sites/169/spec-sheets/AUGUST2018/HG1\\_45B\\_Spec\\_Sheet\\_16AUG2018.pdf](https://fs.go.iopw.com/FileServer/sites/169/spec-sheets/AUGUST2018/HG1_45B_Spec_Sheet_16AUG2018.pdf)